



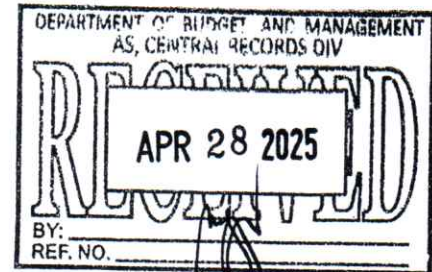
24 April 2025

DIRECTOR ELENA REGINA S. BRILLANTES

Director, BMB-C

Department of Budget and Management

General Solano Street, San Miguel, Manila



Dear **Director Brillantes**:

Greetings from the Development Academy of the Philippines (DAP)!

In compliance with your requirements, we are submitting the following Budget and Financial Accountability Reports (BFARs) of the Academy for the 1st quarter of CY 2025.

1. Statement of Appropriations, Allotments, Obligations, Disbursements, and Balances (SAAODB) FAR#1; and
2. Physical Targets and Accomplishments (BAR#1).

Thank you for your continued support of the Academy of the Philippines.

Very truly yours,


ANATALIA SD BARAWIDAN
Acting Senior Vice President, Services

STATEMENT OF APPROPRIATIONS, ALLOTMENTS, OBLIGATIONS, DISBURSEMENTS AND BALANCES
As of Quarter Ending 31 March 2025

Department: 35 - Budgetary Support to Government Corporations
 Agency/Entity: 068 - Development Academy of the Philippines
 Operating Unit: N/A
 Organization Code (UACS): 3506800000000

Particulars	UACS CODE	Authorized Appropriations	Appropriations Adjustments (Transfer To) From, Modifications (Augmentations)	Total Authorized Appropriations
Agency Specific Budget				
PRIOR YEARS SUBSIDY		829,145		829,145
FY 2017 & FY2018				
Operations				
OO: Transformative leaders, Innovative ideas and synergistic solutions towards organiza	3000000000000000			
LOCALLY FUNDED PROJECTS	3101002000000000	652,500		652,500
Construction of New Training Building in DAP Conference Center, Tagaytay City; re				
Strengthening The Capacity of DAP To Provide Both General And Highly Specialized	3101002000001000	326,250		326,250
Training Courses For Senior Government Officials (CY 2017)				
Construction of New Training Building in DAP Conference Center, Tagaytay City; re				
Strengthening The Capacity of DAP To Provide Both General And Highly Specialized	3101002000001000	326,250		326,250
Training Courses For Senior Government Officials (CY 2018)				
sub-total, FY 2017 & 2018		652,500		652,500
FY2021				
EDUCATION & TRAINING PROGRAM - Locally Funded Projects	3101002000000000	10,721		10,721
Physical Upgrade of existing Single-Storey Duplex Type Cottages to Two-Storey Executive				
Type Duplex Villa	3101002000002000	4,400		4,400
DAP Idea Generation Hub				
	3101002000003000	6,321		6,321
sub-total, FY 2021		10,721		10,721
FY2022				
LOCALLY FUNDED PROJECTS	3101002000000000	165,924		165,924
Construction of New Training Building in DAP Conference Center, Tagaytay City; re:				
Strengthening the Capacity of DAP to provide both General and Highly Specialized	3101002000008000	158,603		158,603
Training courses for Senior Government Officials				
DAP Idea Generation Hub				
	3101002000003000	4,321		4,321
Improvement of DAP Conference Center Training Facilities				
	3101002000004000	3,000		3,000
sub-total, FY 2022		165,924		165,924

STATEMENT OF APPROPRIATIONS, ALLOTMENTS, OBLIGATIONS, DISBURSEMENTS AND BALANCES
As of Quarter Ending 31 March 2025

Department: 35 - Budgetary Support to Government Corporations
 Agency/Entity: 068 - Development Academy of the Philippines
 Operating Unit: N/A
 Organization Code (UACS): 3506800000000

Particulars	UACS CODE	Appropriations		
		Authorized Appropriations	Adjustments (Transfer To) From, Modifications Augmentations)	Total Authorized Appropriations
7	2	3	4	5=(3+4)
FY 2025				
Operations				
EDUCATION AND TRAINING PROGRAM				
Public Management and Development Program	3101000000000000	303,117	-	303,117
Support to the projects and programs of the Productivity Development Center	3101001000010000	143,818	-	143,818
Education and Training Capability Building Seminar	3101001000020000	23,340	-	23,340
Adaptive Governance and Innovative for Local Executives (AGILE) Program -Phase 2	3101001000030000	105,959	-	105,959
EDUCATION AND TRAINING PROGRAM Locally funded projects	3101001000080000	30,000	-	30,000
RESEARCH AND TECHNICAL ASSISTANCE ON PUBLIC SECTOR PRODUCTIVITY PROGRAM				
Harmonization of the National Government - Performance Monitoring, Information and Reporting System - Results Based Performance Management System (RBPMS)	3102000000000000	134,152	-	134,152
Center for Excellence on Public Sector Productivity	3102001000001000	29,762	-	29,762
Modernizing Government Regulations (MGR) for National Competitiveness and Productivity	3102001000070000	36,590	-	36,590
Government Quality Management Program (GQMP)	3102001000030000	32,916	-	32,916
Research Programs of the Graduate School of Public and Development Management	3102001000040000	7,440	-	7,440
Research on the Sustainable Development Goals and Futures Thinking	3102001000050000	2,727	-	2,727
	3102001000060000	24,717	-	24,717
sub-total, FY 2025		437,269	-	437,269
GRAND TOTAL, AGENCY SPECIFIC BUDGET		1,266,414	-	1,266,414

Prepared by:

Marijuan P. Son
MARIJUAN P. SON
 Acting Division Chief, Budget Division

Certified Correct & Approved by:

Anatalia S.D. Barawidan
ANATALIA S.D. BARAWIDAN
 Acting Senior Vice President, Services

STATEMENT OF APPROPRIATIONS, ALLOTMENTS, OBLIGATIONS, DISBURSEMENTS AND BALANCES
As of Quarter Ending 31 March 2025

Department: 35 - Budgetary Support to Government Corporations
 Agency/Entity: 068 - Development Academy of the Philippines
 Operating Unit: N/A
 Organization Code (UACS): 350680000000

Particulars	UACS CODE	Allotments					Adjusted Allotments
		Allotments Received	Adjustments (Transfer From, Modifications, Augmentations)	Transfer To	Transfer From	10 = (6 + (-) 7) - 8 + 9	
1	2	6	7	8	9	10 = (6 + (-) 7) - 8 + 9	
Agency Specific Budget							
PRIOR YEARS SUBSIDY		829,145				829,145	
FY 2017 & FY 2018							
Operations							
OO: Transformative leaders, Innovative ideas and synergistic solutions towards organiza	3000000000000000						
LOCALLY FUNDED PROJECTS	3100000000000000						
Construction of New Training Building in DAP Conference Center, Tagaytay City: re	3101002000000000	652,500	-	-	-	652,500	
Strengthening The Capacity of DAP To Provide Both General And Highly Specialized Training Courses For Senior Government Officials (CY 2017)	3101002000001000	326,250	-	-	-	326,250	
Construction of New Training Building in DAP Conference Center, Tagaytay City: re	3101002000001000	326,250	-	-	-	326,250	
Strengthening The Capacity of DAP To Provide Both General And Highly Specialized Training Courses For Senior Government Officials (CY 2018)	3101002000001000	326,250	-	-	-	326,250	
sub-total, FY 2017 & 2018		652,500				652,500	
FY 2021							
EDUCATION & TRAINING PROGRAM - Locally Funded Projects	3101002000000000						
Physical Upgrade of existing Single-Storey Duplex Type Cottages to Two-Storey Executive Type Duplex Villa	3101002000020000	10,721	-	-	-	10,721	
DAP Idea Generation Hub	3101002000030000	4,400	-	-	-	4,400	
sub-total, FY 2021		10,721				10,721	
FY 2022							
LOCALLY FUNDED PROJECTS	3101002000000000						
Construction of New Training Building in DAP Conference Center, Tagaytay City: re	3101002000008000	165,924	-	-	-	165,924	
Strengthening the Capacity of DAP to provide both General and Highly Specialized Training courses for Senior Government Officials	3101002000030000	158,603	-	-	-	158,603	
DAP Idea Generation Hub	3101002000030000	4,321	-	-	-	4,321	
Improvement of DAP Conference Center Training Facilities	3101002000040000	3,000	-	-	-	3,000	
sub-total, FY 2022		165,924				165,924	

STATEMENT OF APPROPRIATIONS, ALLOTMENTS, OBLIGATIONS, DISBURSEMENTS AND BALANCES
As of Quarter Ending 31 March 2025

Department: 35 - Budgetary Support to Government Corporations
 Agency/Entity: 068 - Development Academy of the Philippines
 Operating Unit: N/A
 Organization Code (UACS): 350680000000

Particulars	UACS CODE	Allotments				Adjusted Allotments
		Allotments Received	Adjustments (Transfer To) From, Modifications	Transfer To	Transfer From	
	2	6	7	8	9	10=[6+(-)7]-8+9]
FY 2025						
Operations						
EDUCATION AND TRAINING PROGRAM						
Public Management and Development Program	3101000000000000	303,117	-	-	-	303,117
Support to the projects and programs of the Productivity Development Center	3101001000001000	143,818	-	-	-	143,818
Education and Training Capability Building Seminar	3101001000002000	23,340	-	-	-	23,340
Adaptive Governance and Innovative for Local Executives (AGILE) Program -Phase 2	3101001000003000	105,959	-	-	-	105,959
EDUCATION AND TRAINING PROGRAM Locally funded projects	3101001000008000	30,000	-	-	-	30,000
RESEARCH AND TECHNICAL ASSISTANCE ON PUBLIC SECTOR PRODUCTIVITY PROGRAM						
Harmonization of the National Government - Performance Monitoring, Information and Reporting System - Results Based Performance Management System (RBPMS)	3102000000000000	134,152	-	-	-	134,152
Center for Excellence on Public Sector Productivity	3102001000001000	29,762	-	-	-	29,762
Modernizing Government Regulations (MGR) for National Competitiveness and Productivity	3102001000007000	36,590	-	-	-	36,590
Government Quality Management Program (GQMP)	3102001000003000	32,916	-	-	-	32,916
Research Programs of the Graduate School of Public and Development Management	3102001000004000	7,440	-	-	-	7,440
Research on the Sustainable Development Goals and Futures Thinking	3102001000005000	2,727	-	-	-	2,727
sub-total, FY 2025		437,269				437,269
GRAND TOTAL, AGENCY SPECIFIC BUDGET		1,266,414				1,266,414

Certified Correct & Approved by:

Anatolia S. Barawidan
ANATOLIA S. BARAWIDAN
 Acting Senior Vice President, Service

Prepared by:

Marilyn P. Son
MARILYN P. SON
 Acting Division Chief, Budget Division

STATEMENT OF APPROPRIATIONS, ALLOTMENTS, OBLIGATIONS, DISBURSEMENTS AND BALANCES
As of Quarter Ending 31 March 2025

Department: 35 - Budgetary Support to Government Corporations
 Agency/Entity: 068 - Development Academy of the Philippines
 Operating Unit: N/A
 Organization Code (UACS): 350680000000

Fund Cluster: 01 Regular Agency Fund
 Authorization: Continuing Appropriations
 Budget Year: 2017, 2018, 2020, and 2021
 Fund Source: 01101277 - Subsidies

Particulars	UACS CODE	Obligations					Total
		1st Quarter Ending March 31	2nd Quarter Ending June 30	3rd Quarter Ending Sept 30	4th Quarter Ending Dec 31		
Agency Specific Budget	2	11	12	13	14	15=(11+12+13+14)	
PRIOR YEARS SUBSIDY						326,250	
FY 2017 & FY2018							
Operations	3000000000000000						
OO: Transformative leaders, Innovative Ideas and synergistic solutions towards organiza	3100000000000000						
LOCALLY FUNDED PROJECTS	3101002000000000					326,250	
Construction of New Training Building in DAP Conference Center, Tagaytay City: re	310100200001000						
Strengthening The Capacity of DAP To Provide Both General And Highly Specialized							
Training Courses For Senior Government Officials (CY 2017)							
Construction of New Training Building in DAP Conference Center, Tagaytay City: re	310100200001000					326,250	
Strengthening The Capacity of DAP To Provide Both General And Highly Specialized							
Training Courses For Senior Government Officials (CY 2018)							
sub-total, FY 2017 & 2018						326,250	
FY 2021							
EDUCATION & TRAINING PROGRAM - Locally Funded Projects	3101002000000000						
Physical Upgrade of existing Single-Storey Duplex Type Cottages to Two-Storey Executive	310100200002000						
Type Duplex Villa							
DAP Idea Generation Hub	310100200003000						
sub-total, FY 2021							
FY 2022							
LOCALLY FUNDED PROJECTS	3101002000000000						
Construction of New Training Building in DAP Conference Center, Tagaytay City re:	310100200008000						
Strengthening the Capacity of DAP to provide both General and Highly Specialized							
Training courses for Senior Government Officials	310100200003000						
DAP Idea Generation Hub							
Improvement of DAP Conference Center Training Facilities	310100200004000						
sub-total, FY 2022							

STATEMENT OF APPROPRIATIONS, ALLOTMENTS, OBLIGATIONS, DISBURSEMENTS AND BALANCES
As of Quarter Ending 31 March 2025

Department: 35 - Budgetary Support to Government Corporations
 Agency/Entity: 068 - Development Academy of the Philippines
 Operating Unit: N/A
 Organization Code (UACS): 350680000000

Fund Cluster: 01 Regular Agency Fund
 Authorization: Continuing Appropriations
 Budget Year: 2017, 2018, 2020, and 2021
 Fund Source: 01101277 - Subsidies

Particulars	UACS CODE	Obligations					Total
		1st Quarter Ending March 31	2nd Quarter Ending June 30	3rd Quarter Ending Sept 30	4th Quarter Ending Dec 31		
FY 2025	2	11	12	13	14	15 = (11+12+13+14)	
Operations							
EDUCATION AND TRAINING PROGRAM							
Public Management and Development Program	3101000000000000	278,117	-	-	-	278,117	
Support to the projects and programs of the Productivity Development Center	3101001000010000	118,818	-	-	-	118,818	
Education and Training Capability Building Seminar	3101001000020000	23,340	-	-	-	23,340	
Adaptive Governance and Innovative for Local Executives (AGILE) Program -Phase 2	3101001000030000	105,959	-	-	-	105,959	
EDUCATION AND TRAINING PROGRAM Locally funded projects	3101001000080000	30,000	-	-	-	30,000	
RESEARCH AND TECHNICAL ASSISTANCE ON PUBLIC SECTOR PRODUCTIVITY PROGRAM							
Harmonization of the National Government - Performance Monitoring, Information and Reporting System - Results Based Performance Management System (RBPMS)	3102000000000000	107,972	-	-	-	107,972	
Center for Excellence on Public Sector Productivity	3102001000010000	29,762	-	-	-	29,762	
Modernizing Government Regulations (MGR) for National Competitiveness and Productivity	3102001000070000	36,590	-	-	-	36,590	
Government Quality Management Program (GQMP)	3102001000030000	28,732	-	-	-	28,732	
Research Programs of the Graduate School of Public and Development Management	3102001000040000	7,440	-	-	-	7,440	
Research on the Sustainable Development Goals and Futures Thinking	3102001000050000	541	-	-	-	541	
sub-total, FY 2025		386,089	-	-	-	386,089	
GRAND TOTAL, AGENCY SPECIFIC BUDGET		386,089	-	-	-	712,339	

Certified Correct & Approved by:

Analia S D Barawidan
ANALIA S D BARAWIDAN
 Acting Senior Vice President, Services

Prepared by:

Marilyn P. Son
MARILYN P. SON
 Acting Division Chief, Budget Division

STATEMENT OF APPROPRIATIONS, ALLOTMENTS, OBLIGATIONS, DISBURSEMENTS AND BALANCES
As of Quarter Ending 31 March 2025

Department: 35 - Budgetary Support to Government Corporations
 Agency/Entity: 068 - Development Academy of the Philippines
 Operating Unit: N/A
 Organization Code (UACS): 3506800000000

Particulars	UACS CODE	Disbursements					Total
		1st Quarter Ending March 31	2nd Quarter Ending June 30	3rd Quarter Ending Sept 30	4th Quarter Ending Dec 31	20=(16+17+18+19)	
Agency Specific Budget	2	16	17	18	19	20=(16+17+18+19)	
PRIOR YEARS SUBSIDY							
FY 2017 & FY2018							
Operations	3000000000000000						
OO: Transformative leaders, Innovative Ideas and synergistic solutions towards organiza	3100000000000000						
LOCALLY FUNDED PROJECTS	3101002000000000						
Construction of New Training Building in DAP Conference Center, Tagaytay City: re	310100200001000						
Strengthening The Capacity of DAP To Provide Both General And Highly Specialized							
Training Courses For Senior Government Officials (CY 2017)							
Construction of New Training Building in DAP Conference Center, Tagaytay City: re							
Strengthening The Capacity of DAP To Provide Both General And Highly Specialized	310100200001000						
Training Courses For Senior Government Officials (CY 2018)							
sub-total, FY 2017 & 2018							
FY 2021							
EDUCATION & TRAINING PROGRAM - Locally Funded Projects	3101002000000000						
Physical Upgrade of existing Single-Storey Duplex Type Cottages to Two-Storey Executive	310100200002000						
Type Duplex Villa							
DAP Idea Generation Hub	310100200003000						
sub-total, FY 2021							
FY 2022							
LOCALLY FUNDED PROJECTS	3101002000000000						
Construction of New Training Building in DAP Conference Center, Tagaytay City re:							
Strengthening the Capacity of DAP to provide both General and Highly Specialized	310100200008000						
Training courses for Senior Government Officials							
DAP Idea Generation Hub	310100200003000						
Improvement of DAP Conference Center Training Facilities	310100200004000						
sub-total, FY 2022							

**STATEMENT OF APPROPRIATIONS, ALLOTMENTS, OBLIGATIONS, DISBURSEMENTS AND BALANCES
As of Quarter Ending 31 March 2025**

Department: 35 - Budgetary Support to Government Corporations
Agency/Entity: 068 - Development Academy of the Philippines
Operating Unit: N/A
Organization Code (UACS): 3506800000000

Particulars	UACS CODE	Disbursements					Total
		1st Quarter Ending March 31	2nd Quarter Ending June 30	3rd Quarter Ending Sept 30	4th Quarter Ending Dec 31	20=(16+17+18+19)	
FY 2025	2	16	17	18	19		
Operations							
EDUCATION AND TRAINING PROGRAM							
Public Management and Development Program	3101000000000000	60,181	-	-	-	60,181	
Support to the projects and programs of the Productivity Development Center	310100100001000	28,554	-	-	-	28,554	
Education and Training Capability Building Seminar	310100100002000	4,634	-	-	-	4,634	
Adaptive Governance and Innovative for Local Executives (AGILE) Program -Phase 2	310100100003000	21,037	-	-	-	21,037	
EDUCATION AND TRAINING PROGRAM Locally funded projects	310100100008000	5,956	-	-	-	5,956	
RESEARCH AND TECHNICAL ASSISTANCE ON PUBLIC SECTOR PRODUCTIVITY PROGRAM	3102000000000000	26,634	-	-	-	26,634	
Harmonization of the National Government - Performance Monitoring, Information and Reporting System - Results Based Performance Management System (RBPMS)	310200100001000	5,909	-	-	-	5,909	
Center for Excellence on Public Sector Productivity	310200100007000	7,265	-	-	-	7,265	
Modernizing Government Regulations (MGR) for National Competitiveness and Productivity	310200100003000	6,535	-	-	-	6,535	
Government Quality Management Program (GQMP)	310200100004000	1,477	-	-	-	1,477	
Research Programs of the Graduate School of Public and Development Management	310200100005000	541	-	-	-	541	
Research on the Sustainable Development Goals and Futures Thinking	310200100006000	4,907	-	-	-	4,907	
sub-total, FY 2025		86,815	-	-	-	86,815	
GRAND TOTAL, AGENCY SPECIFIC BUDGET		86,815	-	-	-	86,815	

Prepared by:



MARILYN P. SON
Acting Division Chief, Budget Division

Certified Correct & Approved by:



ANAFALIA SD BARAWIDAN
Acting Senior Vice President, Services

STATEMENT OF APPROPRIATIONS, ALLOTMENTS, OBLIGATIONS, DISBURSEMENTS AND BALANCES
As of Quarter Ending 31 March 2025

Department: 35 - Budgetary Support to Government Corporations
 Agency/Entity: 068 - Development Academy of the Philippines
 Operating Unit: N/A
 Organization Code (UACS): 350680000000

Fund Cluster: 01 Regular Agency Fund
 Authorization: Continuing Appropriations
 Budget Year: 2017 to 2025
 Fund Source: 01101277 - Subsidies

Particulars	UACS CODE	Balances				Not yet Due and Demandable
		Unreleased Appropriation	Unobligated Allotments	Due and Demandable	23	
1	2	21=(5-10)	22=(10-15)	23	24	
Agency Specific Budget						
PRIOR YEARS SUBSIDY				628,323		
FY 2017 & FY 2018						
Operations						
OO: Transformative leaders, Innovative ideas and synergistic solutions towards organiza	3000000000000000					
LOCALLY FUNDED PROJECTS	3100000000000000					
Construction of New Training Building in DAP Conference Center, Tagaytay City: re				451,678		
Strengthening The Capacity of DAP To Provide Both General And Highly Specialized	3101002000001000			125,428		
Training Courses For Senior Government Officials (CY 2017)						
Construction of New Training Building in DAP Conference Center, Tagaytay City: re						
Strengthening The Capacity of DAP To Provide Both General And Highly Specialized	3101002000001000			326,250		
Training Courses For Senior Government Officials (CY 2018)						
sub-total, FY 2017 & 2018				451,678		
FY 2021						
EDUCATION & TRAINING PROGRAM - Locally Funded Projects	3101002000000000			10,721		
Physical Upgrade of existing Single-Storey Duplex Type Cottages to Two-Storey Executive						
Type Duplex Villa	3101002000002000			4,400		
DAP Idea Generation Hub	3101002000003000			6,321		
sub-total, FY 2021				10,721		
FY 2022						
LOCALLY FUNDED PROJECTS	3101002000000000			165,924		
Construction of New Training Building in DAP Conference Center, Tagaytay City: re:						
Strengthening the Capacity of DAP to provide both General and Highly Specialized	3101002000008000			158,603		
Training courses for Senior Government Officials						
DAP Idea Generation Hub	3101002000003000			4,321		
Improvement of DAP Conference Center Training Facilities	3101002000004000			3,000		
sub-total, FY 2022				165,924		

STATEMENT OF APPROPRIATIONS, ALLOTMENTS, OBLIGATIONS, DISBURSEMENTS AND BALANCES
As of Quarter Ending 31 March 2025

Department: 35 - Budgetary Support to Government Corporations
 Agency/Entity: 068 - Development Academy of the Philippines
 Operating Unit: N/A
 Organization Code (UACS): 350680000000

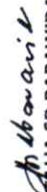
Fund Cluster: 01 Regular Agency Fund
 Authorization: Continuing Appropriations
 Budget Year: 2017 to 2025
 Fund Source: 01101277 - Subsidies

Particulars	UACS CODE	Balances				Not yet Due and Demandable
		Unreleased Appropriation	Unobligated Allotments	Due and Demandable		
FY 2025	2	21=(5-10)	22=(10-15)	23	24	
Operations						
EDUCATION AND TRAINING PROGRAM						
Public Management and Development Program	3101000000000000	-	-	217,936	-	
Support to the projects and programs of the Productivity Development Center	3101001000010000	-	-	90,264	-	
Education and Training Capability Building Seminar	3101001000020000	-	-	18,706	-	
Adaptive Governance and Innovative for Local Executives (AGILE) Program - Phase 2	3101001000030000	-	-	84,922	-	
EDUCATION AND TRAINING PROGRAM Locally funded projects	3101001000080000	-	-	24,044	-	
RESEARCH AND TECHNICAL ASSISTANCE ON PUBLIC SECTOR PRODUCTIVITY PROGRAM						
Harmonization of the National Government - Performance Monitoring, Information and Reporting System - Results Based Performance Management System (RBPMS) Center for Excellence on Public Sector Productivity	3102000000000000	-	-	81,338	-	
Modernizing Government Regulations (MGR) for National Competitiveness and Productivity	3102001000010000	-	-	23,853	-	
Government Quality Management Program (GQMP)	3102001000070000	-	-	29,325	-	
Research Programs of the Graduate School of Public and Development Management	3102001000030000	-	-	22,197	-	
Research on the Sustainable Development Goals and Futures Thinking	3102001000040000	-	-	5,963	-	
sub-total, FY 2025	3102001000050000	-	-	-	-	
GRAND TOTAL, AGENCY SPECIFIC BUDGET	3102001000060000	-	-	299,274	927,597	

Prepared by:


MARIEM P. SON
 Acting Division Chief, Budget Division

Certified Correct & Approved by:


ANATALIA SD BARAWIDAN
 Acting Senior Vice President, Services

DEVELOPMENT ACADEMY OF THE PHILIPPINES (DAP)
Statement of Allotment, Obligations, Utilization, and Balances
As of March 31, 2025
(In Thousand Pesos)
Updated as of 21 April 2025

PARTICULARS	APPROPRIATION					ALLOTMENT					DISBURSEMENT					Unpaid Obligations (13)=(4)-(9)	
	(1)	(2)	(3)	(4)	(5)=(4)/(3)	(6)=(3)-(4)	(7)=(2)-(3)	(8)	(9)=(8)/(7)	(10)=(9)/(8)	(11)=(8)-(9)	(12)=(11)-(8)	(13)=(4)-(9)				
FY 2017 to FY 2025	5,141,637	4,202,894	4,202,894	82%	82%	928,743	386,089	386,089	88%	51,180	51,180	86,815	86,815	93%	285,240	976,777	328,274
FY 2025	437,269	437,269	437,269	88%	88%	51,180	386,089	386,089	88%	51,180	51,180	86,815	86,815	100%	-	350,454	299,274
Operations	437,269	437,269	437,269	88%	88%	51,180	386,089	386,089	88%	51,180	51,180	86,815	86,815	100%	-	350,454	299,274
EDUCATION AND TRAINING PROGRAM	303,117	303,117	303,117	92%	92%	25,000	278,117	278,117	92%	25,000	25,000	60,181	60,181	100%	-	242,936	217,936
Public Management and Development Program	143,818	143,818	143,818	83%	83%	25,000	118,818	118,818	83%	25,000	25,000	28,554	28,554	100%	-	115,264	90,264
Support to the projects and programs of the Productivity Development Center	23,340	23,340	23,340	100%	100%	-	23,340	23,340	100%	-	-	4,634	4,634	100%	-	18,706	18,706
Education and Training Capability Building Seminar	105,959	105,959	105,959	100%	100%	-	105,959	105,959	100%	-	-	21,037	21,037	100%	-	84,922	84,922
Adaptive Governance and Innovative for Local Executives (AGILE) Program -Phase 2	30,000	30,000	30,000	100%	100%	-	30,000	30,000	100%	-	-	5,956	5,956	100%	-	24,044	24,044
EDUCATION AND TRAINING PROGRAM	-	-	-	0%	0%	-	-	-	0%	-	-	-	-	0%	-	-	-
Locally funded projects	-	-	-	-	-	-	-	-	-	-	-	-	-	-	-	-	-
RESEARCH AND TECHNICAL ASSISTANCE ON PUBLIC SECTOR PRODUCTIVITY PROGRAM	134,152	134,152	134,152	80%	80%	26,180	107,972	107,972	80%	26,180	26,180	26,634	26,634	100%	-	107,518	81,338
Harmonization of the National Government - Performance Monitoring, Information and Reporting System - Results Based Performance Management System (RBPMIS)	29,762	29,762	29,762	100%	100%	-	29,762	29,762	100%	-	-	5,909	5,909	100%	-	23,853	23,853
Center for Excellence on Public Sector Productivity	36,590	36,590	36,590	100%	100%	-	36,590	36,590	100%	-	-	7,265	7,265	100%	-	29,325	29,325
Modernizing Government Regulations (MGR) for National Competitiveness and Productivity	32,916	32,916	32,916	87%	87%	4,184	28,732	28,732	87%	4,184	4,184	6,535	6,535	100%	-	26,381	22,197
Government Quality Management Program (GOMP)	7,440	7,440	7,440	100%	100%	-	7,440	7,440	100%	-	-	1,477	1,477	100%	-	5,963	5,963
Research Programs of the Graduate School of Public and Development Management	2,727	2,727	2,727	20%	20%	2,186	541	541	20%	2,186	2,186	541	541	100%	-	2,186	-
Research on the Sustainable Development Goals and Futures	24,717	24,717	24,717	20%	20%	19,810	4,907	4,907	20%	19,810	19,810	4,907	4,907	100%	-	19,810	-
FY 2024 to FY 2024	4,704,368	4,704,368	4,704,368	81%	81%	887,563	3,816,805	3,816,805	81%	887,563	887,563	4,076,045	3,787,805	93%	288,240	628,323	29,000
FY 2024 (RAW 11975)	706,353	706,353	706,353	79%	79%	150,250	556,103	556,103	79%	150,250	150,250	706,353	556,103	79%	150,250	-	-
Operations	706,353	706,353	706,353	79%	79%	150,250	556,103	556,103	79%	150,250	150,250	706,353	556,103	79%	150,250	-	-
Education and Training Program	337,909	337,909	337,909	100%	100%	-	337,909	337,909	100%	-	-	337,909	337,909	100%	-	-	-
National Government's Career Executive Service Development Program (NGCESDP)	139,629	139,629	139,629	100%	100%	-	139,629	139,629	100%	-	-	139,629	139,629	100%	-	-	-
Public Management Development Support to the Projects & Programs of the Productivity and Development Center (DAP-PDC)	22,660	22,660	22,660	100%	100%	-	22,660	22,660	100%	-	-	22,660	22,660	100%	-	-	-
Education, Training and Capability Building Seminars (ETCBS) Program	129,620	129,620	129,620	100%	100%	-	129,620	129,620	100%	-	-	129,620	129,620	100%	-	-	-
Adaptive Governance and Innovation for Local Executives (AGILE) Phase 4	25,000	25,000	25,000	100%	100%	-	25,000	25,000	100%	-	-	25,000	25,000	100%	-	-	-

DEVELOPMENT ACADEMY OF THE PHILIPPINES (DAP)
Statement of Allotment, Obligations, Utilization, and Balances
As of March 31, 2025
(In Thousand Pesos)
Updated as of 21 April 2025

PARTICULARS	APPROPRIATION				ALLOTMENT				DISBURSEMENT			
	(2)	(3)	(4)	(5)=(4)/(3)	(6)=(3)-(4)	(7)=(2)-(3)	(8)	(9)	(10)=(9)/(8)	(11)=(8)-(9)	(12)=(3)-(8)	(13)=(4)-(9)
Massive Open Online Courses on Data Science and Analytics (Smarter Philippines through Data Analytics, R&D, Training and Adoption (SPARTA))	2,000	2,000	2,000	100%	-	-	2,000	2,000	100%	-	-	-
Support for the Academic Programs of the Graduate School of Public and Development Management	14,000	14,000	14,000	100%	-	-	14,000	14,000	100%	-	-	-
Foresight & Anticipatory Governance	5,000	5,000	5,000	100%	-	-	5,000	5,000	100%	-	-	-
Education and Training Program - Locally Funded Projects	150,250	150,250	-	0%	150,250	-	150,250	-	0%	150,250	-	-
Construction of New Training Building in DAP Conference Center, Tagaytay City re: Strengthening the Capacity of DAP to provide both General and Highly Specialized Trainee courses for Senior DAP Idea Generation Hub (IGH 4)	135,250	135,250	-	0%	135,250	-	135,250	-	0%	135,250	-	-
Research and Technical Assistance on Public Sector Productivity Program	15,000	15,000	218,194	100%	-	-	218,194	218,194	100%	15,000	-	-
Harmonization of National Government Performance Monitoring, Information and Reporting System-Results-Based Performance Management System	28,895	28,895	28,895	100%	-	-	28,895	28,895	100%	-	-	-
Modernizing Government Regulations (MGR) for National Competitiveness and Government Quality Management Program (GOMP)	31,957	31,957	31,957	100%	-	-	31,957	31,957	100%	-	-	-
Center of Excellence on Public Sector Productivity (COE-PSP)	39,471	39,471	39,471	100%	-	-	39,471	39,471	100%	-	-	-
Research on Sustainable Development Goals and Futures Thinking	29,997	29,997	29,997	100%	-	-	29,997	29,997	100%	-	-	-
Research Programs of the Graduate School of Public and Development	7,648	7,648	7,648	100%	-	-	7,648	7,648	100%	-	-	-
Center of Excellence for Data Science and Analytics (CEDSA) Program	5,000	5,000	5,000	100%	-	-	5,000	5,000	100%	-	-	-
Smart and Creative Communities Program	3,000	3,000	3,000	100%	-	-	3,000	3,000	100%	-	-	-
FY 2023 (RA#11936)	681,994	681,994	582,362	85%	99,632	-	681,994	564,004	83%	117,990	-	18,358
Operations	681,994	681,994	582,362	16%	99,632	-	681,994	564,004	83%	117,990	-	18,358
Education and Training Program	332,341	332,341	332,341	100%	-	-	332,341	332,341	100%	-	-	-
National Government's Career Executive Service Development Program (NGCESDP) Public Management Development	176,054	176,054	176,054	100%	-	-	176,054	176,054	100%	-	-	-
Support to the Projects & Programs of the Productivity and Development Center (DAP-PDC)	22,000	22,000	22,000	100%	-	-	22,000	22,000	100%	-	-	-
Education, Training and Capability Building Seminars (ETCBS) Program	78,287	78,287	78,287	100%	-	-	78,287	78,287	100%	-	-	-
Adaptive Governance and Innovation for Local Executives (AGILE)Phase 4	20,000	20,000	20,000	100%	-	-	20,000	20,000	100%	-	-	-
Massive Open Online Courses on Data Science and Analytics (Smarter Philippines through Data Analytics, R&D, Training and Adoption (SPARTA))	10,000	10,000	10,000	100%	-	-	10,000	10,000	100%	-	-	-
Support for the Academic Programs of the Graduate School of Public and Development Management	11,000	11,000	11,000	100%	-	-	11,000	11,000	100%	-	-	-
Foresight & Anticipatory Governance	10,000	10,000	10,000	100%	-	-	10,000	10,000	100%	-	-	-

DEVELOPMENT ACADEMY OF THE PHILIPPINES (DAP)
Statement of Allotment, Obligations, Utilization, and Balances
As of March 31, 2025
(In Thousand Pesos)
Updated as of 21 April 2025

PARTICULARS	APPROPRIATION				ALLOTMENT				DISBURSEMENT			
	(2)	(3)	(4)	(5)=(4)/(3)	(6)=(3)-(4)	(7)=(2)-(3)	(8)	(9)	(10)=(9)/(8)	(11)=(8)-(9)	(12)=(9)-(8)	(13)=(4)-(9)
Capability Development Program on Environment and Training Program - Locally Funded Projects	5,000	5,000	5,000	100%	-	-	5,000	5,000	100%	-	-	-
Construction of New Training Building in DAP Conference Center, Tagaytay City re: Strengthening the Capacity of DAP to provide both General and Highly Specialized Training courses for Senior DAP Idea Generation Hub (IGH 3)	117,990	117,990	18,358	16%	99,632	-	117,990	-	0%	99,632	-	-
DAP Idea Generation Hub (IGH 3) Research and Technical Assistance on Public Sector Productivity Program	18,358	18,358	18,358	100%	-	-	18,358	231,663	0%	18,358	-	18,358
Harmonization of National Government Performance Monitoring, Information and Reporting System-Results-Based Performance Management System	231,663	231,663	231,663	100%	-	-	231,663	231,663	100%	-	-	-
Modernizing Government Regulations (MGR) for National Competitiveness and Government Quality Management Program (GQMP)	28,053	28,053	28,053	100%	-	-	28,053	28,053	100%	-	-	-
Center of Excellence on Public Sector Productivity (COE-PSP)	34,095	34,095	34,095	100%	-	-	34,095	34,095	100%	-	-	-
Research on Sustainable Development Goals and Futures Thinking	80,600	80,600	80,600	100%	-	-	80,600	80,600	100%	-	-	-
Research Programs of the Graduate School of Public and Development	42,579	42,579	42,579	100%	-	-	42,579	42,579	100%	-	-	-
Center of Excellence for Data Science and Analytics (CEDSA) Program	29,122	29,122	29,122	100%	-	-	29,122	29,122	100%	-	-	-
Smart and Creative Communities Program	3,214	3,214	3,214	100%	-	-	3,214	3,214	100%	-	-	-
National Government's Career Executive Service Development Program (NGCESDP)	3,500	3,500	3,500	100%	-	-	3,500	3,500	100%	-	-	-
Public Management Development Support to the Projects & Programs of the Productivity and Development Center (DAP-PDC)	10,500	10,500	10,500	100%	-	-	10,500	10,500	100%	-	-	-
Education, Training and Capability Building Seminars (ETCBS) Program	614,417	614,417	482,814	74%	161,603	-	448,493	448,493	100%	-	165,924	4,321
Adaptive Governance and Innovation for Local Executives (AGILE)Phase 4	614,417	614,417	482,814	3%	161,603	-	448,493	448,493	100%	-	165,924	4,321
Support for the Academic Programs of the Graduate School of Public and Development Management	251,068	251,068	251,068	100%	-	-	251,068	251,068	100%	-	-	-
Foresight & Anticipatory Governance	170,926	170,926	170,926	100%	-	-	170,926	170,926	100%	-	-	-
Education and Training Program - Locally Funded Projects	15,896	15,896	15,896	100%	-	-	15,896	15,896	100%	-	-	-
Graduate School of Public and Development Management	31,246	31,246	31,246	100%	-	-	31,246	31,246	100%	-	-	-
Foresight & Anticipatory Governance	25,000	25,000	25,000	100%	-	-	25,000	25,000	100%	-	-	-
Education and Training Program - Locally Funded Projects	4,500	4,500	4,500	100%	-	-	4,500	4,500	100%	-	-	-
Construction of New Training Building in DAP Conference Center, Tagaytay City re: Strengthening the Capacity of DAP to provide both General and Highly Specialized Training courses for Senior DAP Idea Generation Hub (IGH 2)	3,500	3,500	3,500	100%	-	-	3,500	3,500	100%	-	-	-
Improvement of DAP Conference Center Training Facilities	165,924	165,924	4,321	3%	161,603	-	-	-	0%	-	165,924	4,321
Construction of New Training Building in DAP Conference Center, Tagaytay City re: Strengthening the Capacity of DAP to provide both General and Highly Specialized Training courses for Senior DAP Idea Generation Hub (IGH 2)	158,603	158,603	-	0%	158,603	-	-	-	0%	-	158,603	-
Improvement of DAP Conference Center Training Facilities	3,000	3,000	-	0%	3,000	-	-	-	0%	-	3,000	-
DAP Idea Generation Hub (IGH 2)	4,321	4,321	4,321	100%	-	-	4,321	4,321	100%	-	-	4,321

DEVELOPMENT ACADEMY OF THE PHILIPPINES (DAP)
Statement of Allotment, Obligations, Utilization, and Balances
As of March 31, 2025
(In Thousand Pesos)
Updated as of 21 April 2025

PARTICULARS	APPROPRIATION					ALLOTMENT					DISBURSEMENT				
	(2)	(3)	(4)	(5)=(4)/(3)	(6)=(3)-(4)	(7)=(2)-(3)	(8)	(9)	(10)=(9)/(8)	(11)=(8)-(9)	(12)=(3)-(8)	(13)=(4)-(9)			
Research and Technical Assistance on Public Sector Productivity Program	197,425	197,425	197,425	100%	-	-	197,425	197,425	100%	-	-	-			
Harmonization of National Government Performance Monitoring, Information and Reporting System-Results-Based Performance Management System	26,443	26,443	26,443	100%	-	-	26,443	26,443	100%	-	-	-			
Modernizing Government Regulations (MGR) for National Competitiveness and Program (GQMP)	32,138	32,138	32,138	100%	-	-	32,138	32,138	100%	-	-	-			
Government Quality Management Program (GQMP)	71,230	71,230	71,230	100%	-	-	71,230	71,230	100%	-	-	-			
Center of Excellence on Public Sector Productivity (COE-PSP)	40,135	40,135	40,135	100%	-	-	40,135	40,135	100%	-	-	-			
Research on Sustainable Development Goals and Futures Thinking	17,450	17,450	17,450	100%	-	-	17,450	17,450	100%	-	-	-			
Research Programs of the Graduate School of Public and Development	3,029	3,029	3,029	100%	-	-	3,029	3,029	100%	-	-	-			
Center of Excellence for Data Science and Analytics (CEDSA) Program	3,500	3,500	3,500	100%	-	-	3,500	3,500	100%	-	-	-			
Smart and Creative Communities Program	3,500	3,500	3,500	100%	-	-	3,500	3,500	100%	-	-	-			
FY 2021 (RA#11518)	483,714	483,714	479,314	99%	4,400	-	472,993	472,993	100%	-	10,721	6,321			
Operations	483,714	483,714	479,314	65%	4,400	-	472,993	472,993	100%	-	10,721	6,321			
Education and Training Program	258,568	258,568	258,568	100%	-	-	258,568	258,568	100%	-	-	-			
National Government's Career Executive Service Development Program (NGCESDP)	170,926	170,926	170,926	100%	-	-	170,926	170,926	100%	-	-	-			
Public Management Development Support to the Projects & Programs of the Productivity and Development Center (DAP-PDC)	15,896	15,896	15,896	100%	-	-	15,896	15,896	100%	-	-	-			
Education, Training and Capability Building Seminars (ETCBS) Program	63,746	63,746	63,746	100%	-	-	63,746	63,746	100%	-	-	-			
Foresight & Anticipatory Governance Education and Training Program - Locally Funded Projects	8,000	8,000	8,000	100%	-	-	8,000	8,000	100%	-	-	-			
DAP Idea Generation Hub (IGH 2)	12,721	12,721	8,321	65%	4,400	-	2,000	2,000	0%	-	10,721	6,321			
Acquisition of IT Infrastructure for Data Science Analytics Laboratory	6,321	6,321	6,321	100%	-	-	6,321	6,321	100%	-	6,321	6,321			
Physical Upgrade of Existing Single Storey Duplex Type Cottages in Two-Storey Type Duplex Villa	2,000	2,000	2,000	100%	-	-	2,000	2,000	100%	-	-	-			
Research and Technical Assistance on Public Sector Productivity Program	4,400	4,400	-	0%	4,400	-	-	-	0%	-	4,400	-			
Harmonization of National Government Performance Monitoring, Information and Reporting System-Results-Based Performance Management System	212,425	212,425	212,425	100%	-	-	212,425	212,425	100%	-	-	-			
Modernizing Government Regulations (MGR) for National Competitiveness and Program (GQMP)	26,443	26,443	26,443	100%	-	-	26,443	26,443	100%	-	-	-			
Government Quality Management Program (GQMP)	32,138	32,138	32,138	100%	-	-	32,138	32,138	100%	-	-	-			
Center of Excellence on Public Sector Productivity (COE-PSP)	71,230	71,230	71,230	100%	-	-	71,230	71,230	100%	-	-	-			
Research on Sustainable Development Goals and Futures Thinking	40,135	40,135	40,135	100%	-	-	40,135	40,135	100%	-	-	-			
Research Programs of the Graduate School of Public and Development	27,450	27,450	27,450	100%	-	-	27,450	27,450	100%	-	-	-			
Center of Excellence for Data Science and Analytics (CEDSA) Program	3,029	3,029	3,029	100%	-	-	3,029	3,029	100%	-	-	-			

DEVELOPMENT ACADEMY OF THE PHILIPPINES (DAP)
Statement of Allotment, Obligations, Utilization, and Balances
As of March 31, 2025
(In Thousand Pesos)
Updated as of 21 April 2025

PARTICULARS	ALLOTMENT					DISBURSEMENT						
	APPROPRIATION (2)	SARO (3)	Obligation (4)	Oblig Rate (5)=(4)/(3)	Unobligated Allotment (6)=(3)-(4)	Unreleased Appropriation (7)=(2)-(3)	NCA (8)	Utilization (9)	Utilization Rate (10)=(9)/(8)	Unutilized Balance (11)=(8)-(9)	Unfunded Allotment (12)=(3)-(8)	Unpaid Obligations (13)=(4)-(9)
(1)	12,000	12,000	12,000	100%	-	-	12,000	12,000	100%	-	-	-
Center of Excellence for Data Science and Analytics (CEDSA) Program	12,000	12,000	12,000	100%	-	-	12,000	12,000	100%	-	-	-
FY 2020 Operations	469,214	469,214	449,214	96%	20,000	-	469,214	449,214	0%	20,000	-	-
Education and Training Program	469,214	469,214	449,214	58%	20,000	-	469,214	449,214	0%	20,000	-	-
National Government's Career Executive Service Development Program (NGCESDP) Public Management Development Support to the Projects & Programs of the Productivity and Development Center (DAP-PDC)	217,566	217,566	217,566	100%	-	-	217,566	217,566	100%	-	-	-
National Government's Career Executive Service Development Program (NGCESDP) Public Management Development Support to the Projects & Programs of the Productivity and Development Center (DAP-PDC)	165,846	165,846	165,846	100%	-	-	165,846	165,846	100%	-	-	-
Education, Training and Capability Building Seminars (ETCBS) Program	14,067	14,067	14,067	100%	-	-	14,067	14,067	100%	-	-	-
Education and Training Program - Locally Funded Projects	37,653	37,653	37,653	100%	-	-	37,653	37,653	100%	-	-	-
Repairs & Maintenance of Villa Type Cottages in Tagaytay	47,206	47,206	27,206	58%	20,000	-	47,206	27,206	0%	20,000	-	-
DAP Idea Generation Hub	4,000	4,000	-	0%	4,000	-	4,000	-	0%	4,000	-	-
Acquisition of IT Infrastructure for the Data Analytics Laboratory	7,206	7,206	7,206	100%	-	-	7,206	7,206	100%	-	-	-
Improvement of DAP Conference Center Training Facilities	20,000	20,000	20,000	100%	-	-	20,000	20,000	100%	-	-	-
Research and Technical Assistance on Public Sector Productivity Program	16,000	16,000	-	0%	16,000	-	16,000	-	0%	16,000	-	-
Harmonization of National Government Performance Monitoring, Information and Reporting System-Results-Based Performance Management System	204,442	204,442	204,442	100%	-	-	204,442	204,442	100%	-	-	-
Modernizing Government Regulations (MGR) for National Competitiveness and Government Quality Management Program (GOMP)	25,861	25,861	25,861	100%	-	-	25,861	25,861	100%	-	-	-
Center of Excellence on Public Sector Productivity (COE-PSPP)	30,514	30,514	30,514	100%	-	-	30,514	30,514	100%	-	-	-
Research on Sustainable Development Goals and Futures Thinking	66,300	66,300	66,300	100%	-	-	66,300	66,300	100%	-	-	-
Research Programs of the Graduate School of Public and Development	44,767	44,767	44,767	100%	-	-	44,767	44,767	100%	-	-	-
Education and Training Program	7,000	7,000	7,000	100%	-	-	7,000	7,000	100%	-	-	-
National Government's Career Executive Service Development Program (NGCESDP) Public Management Development Support to the Projects & Programs of the Productivity and Development Center (DAP-PDC)	30,000	30,000	30,000	100%	-	-	30,000	30,000	100%	-	-	-
Education, Training and Capability Building Seminars (ETCBS) Program	556,484	556,484	556,484	100%	-	-	556,484	556,484	100%	-	-	-
Education and Training Program - Locally Funded Projects	556,484	556,484	556,484	100%	-	-	556,484	556,484	100%	-	-	-
Repairs & Maintenance of Villa Type Cottages in Tagaytay	357,270	357,270	357,270	100%	-	-	357,270	357,270	100%	-	-	-
DAP Idea Generation Hub	131,075	131,075	131,075	100%	-	-	131,075	131,075	100%	-	-	-
Education, Training and Capability Building Seminars (ETCBS) Program	19,347	19,347	19,347	100%	-	-	19,347	19,347	100%	-	-	-
Education and Training Program - Locally Funded Projects	206,848	206,848	206,848	100%	-	-	206,848	206,848	100%	-	-	-
Repairs & Maintenance of Villa Type Cottages in Tagaytay	14,000	14,000	14,000	100%	-	-	14,000	14,000	100%	-	-	-
DAP Idea Generation Hub	4,000	4,000	4,000	100%	-	-	4,000	4,000	100%	-	-	-
	10,000	10,000	10,000	100%	-	-	10,000	10,000	100%	-	-	-

DEVELOPMENT ACADEMY OF THE PHILIPPINES (DAP)
Statement of Allotment, Obligations, Utilization, and Balances
As of March 31, 2025
(In Thousand Pesos)
Updated as of 21 April 2025

PARTICULARS	APPROPRIATION				ALLOTMENT				DISBURSEMENT				Unpaid Obligations (13)=(4)-(9)
	(2)	(3)	(4)	(5)=(4)/(3)	(6)=(5)/(4)	(7)=(2)-(9)	(8)	(9)	(10)=(9)/(8)	(11)=(6)-(9)	(12)=(5)-(6)		
Research and Technical Assistance on Public Sector Productivity Program	185,214	185,214	185,214	100%	-	-	185,214	185,214	100%	-	-	-	-
Harmonization of National Government Performance Monitoring, Information and Reporting System-Results-Based Performance Management System	22,487	22,487	22,487	100%	-	-	22,487	22,487	100%	-	-	-	-
Modernizing Government Regulations (MGR) for National Competitiveness and Government Quality Management Program (GQMP)	27,416	27,416	27,416	100%	-	-	27,416	27,416	100%	-	-	-	-
Center of Excellence on Public Sector Productivity (COE-PSP)	101,700	101,700	101,700	100%	-	-	101,700	101,700	100%	-	-	-	-
	33,611	33,611	33,611	100%	-	-	33,611	33,611	100%	-	-	-	-
FY 2018 Operations	638,712	638,712	312,462	49%	326,250	-	312,462	312,462	100%	-	326,250	-	-
Education and Training Program	197,265	197,265	197,265	100%	-	-	197,265	197,265	100%	-	-	-	-
National Government's Career Executive Service Development Program (NGCESDP)	141,244	141,244	141,244	100%	-	-	141,244	141,244	100%	-	-	-	-
Public Management Development Support to the Projects & Programs of the Productivity and Development Center (DAP-PDC)	13,648	13,648	13,648	100%	-	-	13,648	13,648	100%	-	-	-	-
Education, Training and Capability Building Seminars (ETCBS) Program	42,373	42,373	42,373	100%	-	-	42,373	42,373	100%	-	-	-	-
Education and Training Program - Locally Funded Projects	330,250	330,250	4,000	1%	326,250	-	4,000	4,000	100%	-	326,250	-	-
Construction of New Training Building in DAP Conference Center, Tagaytay City re: Strengthening the Capacity of DAP to provide both General and Highly Specialized Training courses for Senior Repairs & Maintenance of Villa Cottages in Tagaytay	326,250	326,250	-	0%	326,250	-	-	-	0%	-	326,250	-	-
Repairs & Maintenance of Villa Cottages in Tagaytay	4,000	4,000	4,000	100%	-	-	4,000	4,000	100%	-	-	-	-
Research and Technical Assistance on Public Sector Productivity Program	111,197	111,197	111,197	100%	-	-	111,197	111,197	100%	-	-	-	-
Harmonization of National Government Performance Monitoring, Information and Reporting System-Results-Based Performance Management System	19,200	19,200	19,200	100%	-	-	19,200	19,200	100%	-	-	-	-
Modernizing Government Regulations (MGR) for National Competitiveness and Government Quality Management Program (GQMP)	24,260	24,260	24,260	100%	-	-	24,260	24,260	100%	-	-	-	-
Center of Excellence on Public Sector Productivity (COE-PSP)	41,100	41,100	41,100	100%	-	-	41,100	41,100	100%	-	-	-	-
	26,637	26,637	26,637	100%	-	-	26,637	26,637	100%	-	-	-	-
FY 2017 Operations	553,480	553,480	428,052	77%	125,428	-	428,052	428,052	100%	-	125,428	-	-
Education and Training Program	155,380	155,380	155,380	100%	-	-	155,380	155,380	100%	-	-	-	-
National Government's Career Executive Service Development Program (NGCESDP)	137,130	137,130	137,130	100%	-	-	137,130	137,130	100%	-	-	-	-
Public Management Development Support to the Projects & Programs of the Productivity and Development Center (DAP-PDC)	13,250	13,250	13,250	100%	-	-	13,250	13,250	100%	-	-	-	-
Education, Training and Capability Building Seminars (ETCBS) Program	5,000	5,000	5,000	100%	-	-	5,000	5,000	100%	-	-	-	-

DEVELOPMENT ACADEMY OF THE PHILIPPINES (DAP)
Statement of Allotment, Obligations, Utilization, and Balances
As of March 31, 2025
(In Thousand Pesos)
Updated as of 21 April 2025

PARTICULARS	ALLOTMENT					DISBURSEMENT					Unpaid Obligations (19)=(4)-(9)	
	APPROPRIATION (2)	SARO (3)	Obligation (4)	Oblig Rate (5)=(4)/(2)	Unobligated Allotment (6)=(5)-(4)	Unreleased Appropriation (7)=(2)-(3)	NCA (8)	Utilization (9)	Utilization Rate (10)=(9)/(8)	Unutilized Balance (11)=(8)-(9)		Unfunded Allotment (12)=(3)-(11)
(1) Education and Training Program - Locally Funded Projects	326,250	326,250	200,822	62%	125,428	-	200,822	200,822	100%	-	125,428	-
Construction of New Training Building in DAP Conference Center, Tagaytay City re: Strengthening the Capacity of DAP to provide both general and Highly Specialized Training courses for Senior Research and Technical Assistance on Public Sector Productivity Program	326,250	326,250	200,822	62%	125,428	-	200,822	200,822	100%	-	125,428	-
Harmonization of National Government Performance Monitoring, Information and Reporting System-Results-Based Performance Management System	71,850	71,850	71,850	100%	-	-	71,850	71,850	100%	-	-	-
Modernizing Government Regulations (MGR) for National Competitiveness and Center of Excellence on Public Sector Productivity (COE-PSP)	21,900	21,900	21,900	100%	-	-	21,900	21,900	100%	-	-	-
	30,500	30,500	30,500	100%	-	-	30,500	30,500	100%	-	-	-
	19,450	19,450	19,450	100%	-	-	19,450	19,450	100%	-	-	-

Prepared by:


MARILYN P. SON
Budget Officer IV

Certified Correct:


NATALIA SD BARAWIDAN
Acting Senior Vice President

Approved by:


LIZANNE PERANTE-CALINA
Officer-In-Charge

SO # 2025 048

DEVELOPMENT ACADEMY OF THE PHILIPPINES (DAP)
Statement of Allotment, Obligations, Utilization, and Balances
As of March 31, 2025
(In Thousand Pesos)
Updated as 21 April 2025

PARTICULARS	ALLOTMENT					DISBURSEMENT						
	APPROPRIATION (2)	SARO (3)	Obligation (4)	Oblig Rate (5)=(4)/(3)	Unobligated Allotment (6)=(3)-(4)	Unreleased Appropriation (7)=(2)-(3)	NCA (8)	Utilization (9)	Utilization Rate (10)=(9)/(8)	Unutilized Balance (11)=(8)-(9)	Unfunded Allotment (12)=(3)-(8)	Unpaid Obligations (13)=(4)-(9)
FY 2017 TO FY 2025	2,108,762	2,108,762	1,153,656	55%	955,106	-	1,129,980	843,740	75%	286,240	971,382	309,916
FY 2025	437,269	437,269	386,089	88%	51,180	-	86,815	86,815	100%	-	350,454	299,274
Operations	437,269	437,269	386,089	88%	51,180	-	86,815	86,815	100%	-	350,454	299,274
EDUCATION AND TRAINING PROGRAM	303,117	303,117	278,117	92%	25,000	-	60,181	60,181	100%	-	242,936	217,936
Public Management and Development Program	143,818	143,818	118,818	83%	25,000	-	28,554	28,554	100%	-	115,264	90,264
Support to the projects and programs of the Productivity Development Center	23,340	23,340	23,340	100%	-	-	4,634	4,634	100%	-	18,706	18,706
Education and Training Capability Building Seminar	105,959	105,959	105,959	100%	-	-	21,037	21,037	100%	-	84,922	84,922
Adaptive Governance and Innovative for Local Executives (AGILE) Program - Phase 2	30,000	30,000	30,000	100%	-	-	5,956	5,956	100%	-	24,044	24,044
EDUCATION AND TRAINING PROGRAM	-	-	-	0%	-	-	-	-	0%	-	-	-
Locally funded projects	-	-	-	-	-	-	-	-	-	-	-	-
RESEARCH AND TECHNICAL ASSISTANCE ON PUBLIC SECTOR PRODUCTIVITY PROGRAM	134,152	134,152	107,972	80%	26,180	-	26,634	26,634	100%	-	107,518	81,338
Harmonization of the National Government - Performance Monitoring, Information and Reporting System - Results Based Performance Management System (RBPMIS)	29,762	29,762	29,762	100%	-	-	5,909	5,909	100%	-	23,853	23,853
Center for Excellence on Public Sector Productivity	36,590	36,590	36,590	100%	-	-	7,265	7,265	100%	-	29,325	29,325
Modernizing Government Regulations (MGR) for National Competitiveness and Productivity	32,916	32,916	28,732	87%	4,184	-	6,535	6,535	100%	-	26,381	22,197
Government Quality Management Program (GQMP)	7,440	7,440	7,440	100%	-	-	1,477	1,477	100%	-	5,963	5,963
Research Programs of the Graduate School of Public and Development Management	2,727	2,727	541	20%	2,186	-	541	541	100%	-	2,186	-
Research on the Sustainable Development Goals and Futures Thinking	24,717	24,717	4,907	20%	19,810	-	4,907	4,907	100%	-	19,810	-
FY'S 2017 TO 2024	1,671,493	1,671,493	767,567	46%	903,926	-	1,043,165	756,925	73%	286,240	620,928	10,642
FY 2024	706,353	706,353	556,103	79%	150,250	-	706,353	556,103	79%	150,250	-	-
Operations	706,353	706,353	556,103	79%	150,250	-	706,353	556,103	79%	150,250	-	-
Education and Training Program	337,909	337,909	337,909	100%	-	-	337,909	337,909	100%	-	-	-
Education and Training Program - Locally Funded Projects	150,250	150,250	-	0%	150,250	-	150,250	-	0%	150,250	-	-

DEVELOPMENT ACADEMY OF THE PHILIPPINES (DAP)
Statement of Allotment, Obligations, Utilization, and Balances
As of March 31, 2025
(In Thousand Pesos)
Updated as 21 April 2025

PARTICULARS	APPROPRIATION (2)	ALLOTMENT					DISBURSEMENT					
		SARO (3)	Obligation (4)	Oblig Rate (5)=(4)/(3)	Unobligated Allotment (6)=(3)-(4)	Unreleased Appropriation (7)=(2)-(3)	NCA (8)	Utilization (9)	Utilization Rate (10)=(9)/(8)	Unutilized Balance (11)=(8)-(9)	Unfunded Allotment (12)=(3)-(8)	Unpaid Obligations (13)=(4)-(9)
(1) Repairs & Maintenance of Villa Type Cottages in Tagaytay	3,600	3,600	-	0%	3,600	-	3,600	-	0%	3,600	-	-
Improvement of DAP Conference Center Training Facilities	14,400	14,400	-	0%	14,400	-	14,400	-	0%	14,400	-	-
FY 2018	326,250	326,250	-	0%	326,250	-	326,250	-	0%	-	326,250	-
Operations Education and Training Program - Locally Funded Projects	326,250	326,250	-	0%	326,250	-	326,250	-	0%	-	326,250	-
Construction of New Training Building in DAP Conference Center, Tagaytay City re: Strengthening the Capacity of DAP to provide both General and Highly Specialized Training courses for Senior Government Officials	326,250	326,250	-	0%	326,250	-	326,250	-	0%	-	326,250	-
FY 2017	326,250	326,250	200,822	62%	125,428	-	200,822	200,822	0%	-	125,428	-
Operations Education and Training Program - Locally Funded Projects	326,250	326,250	200,822	62%	125,428	-	200,822	200,822	0%	-	125,428	-
Construction of New Training Building in DAP Conference Center, Tagaytay City re: Strengthening the Capacity of DAP to provide both General and Highly Specialized Training courses for Senior Government Officials	326,250	326,250	200,822	62%	125,428	-	200,822	200,822	0%	-	125,428	-

Prepared by:


MARILYN P. SON
Budget Officer IV

Certified Correct:


ANATALIA SD BARAWIDAN
Acting Senior Vice President

Approved by:


LIZAN E. PERANTE CALINA
Officer-In-Charge

SO # 2025 074

Development Academy of the Philippines
BUDGET UTILIZATION REPORT (BUR)
 For the period January 01 to March 31, 2025
 Updated as of 06 April 2025

I. GAA SUBSIDY											
Formula:											
1. Obligation BUR = Total Obligation/Total Allotment Received or Approved Appropriation											
	Target	90%									
	Actual	72%									
2. Disbursement BUR = Total Disbursement/Total Obligation											
	Target	90%									
	Actual	28%									
PARTICULARS	Approved Appropriation	ALLOTMENT					DISBURSEMENT				
		SARO Issued (3)	Obligation (4)	Oblig Rate (5)=(4)/(3)	Unobligated Allotment (6)=(3)-(4)	NCA Issued (7)	Utilization (8)	Utilization Rate (9)=(8)/(4)	Unfunded Allotment (12)=(3)-(7)		
(1)	(2)	(3)	(4)	(5)=(4)/(3)	(6)=(3)-(4)	(7)	(8)	(9)=(8)/(4)	(12)=(3)-(7)		
Regular Agency Budget Operations											
CY 2025 (Current Year)	437,269	437,269	386,089	88%	51,180	86,815	86,815	22%	350,454		
Education & Training Programs	303,117	303,117	278,117	92%	25,000	60,181	60,181	22%	242,936		
Education & Training Programs - Locally Funded Projects	-	-	-	0%	-	-	-	0%	-		
Research & Technical Assistance on Public Sector Productivity Program	134,152	134,152	107,972	80%	26,180	26,634	26,634	25%	107,518		
CY 2024 (Spill-Over/Carry-Over Projects)	224,782	224,782	89,532	40%	135,250	224,782	45,445	51%	-		
Education & Training Programs	38,756	38,756	38,756	100%	-	38,756	9,669	25%	-		
Education & Training Programs - Locally Funded Projects	150,250	150,250	15,000	10%	135,250	150,250	-	0%	-		
Research & Technical Assistance on Public Sector Productivity Program	35,776	35,776	35,776	100%	-	35,776	35,776	100%	-		
TOTAL	662,051	662,051	475,621	72%	186,430	311,597	132,260	28%	350,454		
II. CORPORATE FUND											
1. Disbursement BUR = Total Disbursement over Total Obligation											
	Target	90%									
	Actual	34%									
PARTICULARS	BOT Approved Budget	Obligation			Unobligated Fund			Utilization			
		Obligation (3)	Oblig Rate (4)=(3)/(2)	Unobligated Fund (5)=(2)-(3)	Utilization (6)	Utilization Rate (7)=(6)/(3)					
(1)	(2)	(3)	(4)=(3)/(2)	(5)=(2)-(3)	(6)	(7)=(6)/(3)					
Maintenance & Other Operating Expenses (MOOE)	242,768	60,692	25%	182,076	31,449	52%					
Capital Outlay (CO)	144,805	36,201	25%	108,604	1,400	4%					
TOTAL	387,573	96,893	25%	290,680	32,849	34%					

Prepared by:

Marielyn P. Son
MARILYN P. SON
 Acting Division Chief, Budget Division

Certified Correct:

Analia S.D. Barawidan
ANALIA S.D. BARAWIDAN
 Acting Senior Vice President, Services Group

Approved by:

Lizan E. Perante-Calina
LIZAN E. PERANTE-CALINA
 Officer-In-Charge


80 # 2025046


QUARTERLY PHYSICAL REPORT OF OPERATION

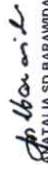
Department : 35-Budgetary Support to Government Corporations
 Agency : 068-Development Academy of the Philippines
 Operating Unit :
 Organization Code (UACS) : 350680000000

Particulars	UACS CODE	Physical Targets (2024)				TOTAL	Accomplishments (2024)				Variance as of Dec 2022	Remarks	
		1st Q	2nd Q	3rd Q	4th Q		1st Q	2nd Q	3rd Q	4th Q			
1	2		3	4	4	5=3+4	6=7+8+9+10	7	8	9	10	11=6-5	12
EDUCATION AND TRAINING PROGRAM													
Outcome Indicator/s													
1. Percentage of scholars who completed the Education and Training Program					90%			0 (ongoing)					PMDP Q1: 0; ongoing LGEMC Q1: 0; ongoing. Batch 16 will be completed by April 2025. AGILE Q1: 0; No participants trained was committed for the first quarter, as the first quarter was dedicated to activity design conceptualization, mobilization and marketing activities. CBILLS Q1: 0; Preparations; Courses will start in Q2 Target: 90% (NEP: PMDP - 90%, LGEMC - 90%, CBILLS - 90%); CI: AGILE - 90%
2. Program Beneficiaries Reached					90			275					PMDP Q1: 258 (cumulative) LGEMC Q1: 17; Data (17) excludes the "repeat" LGUs or those that were already represented by LGEMC scholars of previous batches Target: 90 (NEP: PMDP, LGEMC)
Output Indicator/s													
1. Number of government managers/ executives and legislative officers/ staff trained or capacitated.					305			116					PMDP Q1: MMC 35 - 41 Q1: SEC 14 - 20 Q1: WLC 7 - 20 TOTAL = 81 LGEMC Q1: 35 AGILE Q1: 0; No participants trained was committed for the first quarter, as the first quarter was dedicated to activity design conceptualization, mobilization and marketing activities. CBILLS Q1: 0; Ongoing preparations; Courses will start in Q2 ETCBS Q1: 0; No participants trained was committed for the first quarter, as the first quarter was dedicated to activity design conceptualization, mobilization and marketing activities. Target: 305 (NEP: PMDP-CCD, LGEMC, CBILLS); CI: CBILLS, AGILE, ETCBS for LGUs
2. Capstone Acceptance Rate.					85%			100% (PMDP only)					PMDP Q1: MMC 34 - 38/38 (100%) LGEMC Q1: N/A Target: 85% (NEP: PMDP, LGEMC)

<p>2. Number of research/ studies undertaken / completed</p>	<p>GSPDM Q1: 0; Ongoing review of supervising fellows to 4 submitted proposals</p> <p>MGRP Q1: 0; For Q1 2025, the team focused on finalizing the work program for the Regulatory Review Component, ensuring a structured and strategic approach to implementation. A key priority was the identification of priority industries and sectors for regulatory review. To support this, the team developed a concept note outlining the rationale behind the selection process, detailing the prioritization criteria, and highlighting the key problematic regulations affecting each sector or industry.</p> <p>RBPMS Q1: 0; On going discussions on the design of the Agency Performance Reports for the 2012 - 2023 RBPMS data of Departments. Target: 24 (NEP, MGR, COE-PSP, RBPMS, GSPDM (RSDGFT & RFGSPDM))</p>	<p>0</p>	<p>24</p>		
<p>3. Proportion of knowledge product and information considered as relevant and useful by target readers</p>	<p>COE-PSP Q1: 100%</p> <p>Target: 100% (NEP- COE PSP)</p>	<p>100%</p>	<p>100%</p>		

Prepared By:  CATHERINE S. LUZURIAGA
Director, CCSM

Prepared By:  MARILYN SON
Director, Budget

Certified Correct by:  NATALIA S. BARAWIDAN
MD, Finance

Noted by: JUNE ARVIN C. GUDOOY
VP, Corporate Concerns Center